

THE NATIONAL LAW JOURNAL

250

Annual Survey of the Nation's Largest Law Firms

REGIONAL REPORT



Our report on NLJ 250 survey results by region examines the top 25 U.S. markets, the top international markets, and provides data on where law firms are committing their lawyers. Plus, a firm-by-firm listing of nearly 3,000 NLJ 250 regional offices. **PAGE 13**



The NLJ

250

Regional Report

Where are America's biggest firms putting their resources? This special report on regional data collected from our NLJ 250 survey of America's largest law firms attempts to answer that question. Every office at every NLJ 250 firm is reflected here, nearly 3,000 in all. As we reported in our March 26 issue, available

online at NLJ.com/NLJ250, U.S. firms saw marginal growth in headcount in the 2012 survey, reporting an overall headcount of more than 126,000 attorneys, up 1.7 percent. The growth wasn't universal, however. Headcount declined slightly in major U.S. markets like New York and Washington. But those drops were off-

set by increases internationally, including in London, which added 469 lawyers thanks in large part to the SNR Denton merger, and in China, where big U.S. firms added 200 lawyers. (The NLJ 250 now reports about 2,250 lawyers in China.) For more market-specific data in days to come, stay tuned to NLJ.com.

Largest law firm offices in the United States

More than 19,000 lawyers work in the 50 largest U.S. offices.

| Rank | Firm | Office location | Lawyers in office |
|------|--|-------------------|-------------------|
| 1 | Skadden, Arps, Slate, Meagher & Flom | New York | 738 |
| 2 | Paul, Weiss, Rifkind, Wharton & Garrison | New York | 636 |
| 3 | Kirkland & Ellis | Chicago | 591 |
| 4 | Davis Polk & Wardwell | New York | 571 |
| 5 | Simpson Thacher & Bartlett | New York | 563 |
| 6 | Weil, Gotshal & Manges | New York | 551 |
| 7 | Sullivan & Cromwell | New York | 524 |
| 8 | Sidley Austin | Chicago | 502 |
| 9 | Clary Gottlieb Steen & Hamilton | New York | 481 |
| 10 | Dewey & LeBoeuf | New York | 476 |
| 11 | Ropes & Gray | Boston | 471 |
| 12 | Debevoise & Plimpton | New York | 465 |
| 13 | Cravath, Swaine & Moore | New York | 451 |
| 14 | Hogan Lovells | Washington | 433 |
| 15 | Arnold & Porter | Washington | 429 |
| 16 | Covington & Burling | Washington | 429 |
| 17 | Goodwin Procter | Boston | 404 |
| 18 | White & Case | New York | 402 |
| 19 | Mayer Brown | Chicago | 389 |
| 20 | Alston & Bird | Atlanta | 370 |
| 21 | Wilkie Farr & Gallagher | New York | 366 |
| 22 | Winston & Strawn | Chicago | 358 |
| 23 | Proskauer Rose | New York | 357 |
| 24 | King & Spalding | Atlanta | 346 |
| 25 | Schulte Foth & Zabel | New York | 346 |
| 26 | Shearman & Sterling | New York | 339 |
| 27 | Fried, Frank, Harris, Shriver & Jacobson | New York | 338 |
| 28 | Milbank, Tweed, Hadley & McCloy | New York | 335 |
| 29 | Sidley Austin | New York | 333 |
| 30 | Wilson Sonsini Goodrich & Rosati | Palo Alto, Calif. | 332 |
| 31 | Latham & Watkins | New York | 324 |
| 32 | Jones Day | New York | 317 |
| 33 | McDermott Will & Emery | Chicago | 310 |
| 34 | Kirkland & Ellis | New York | 308 |
| 35 | Wilmer Cutler Pickering Hale and Dorr | Washington | 306 |
| 36 | Shook, Hardy & Bacon | Kansas City, Mo. | 303 |
| 37 | Morgan, Lewis & Bockius | Philadelphia | 302 |
| 38 | Cadwalader, Wickersham & Taft | New York | 298 |
| 39 | Jenner & Block | Chicago | 297 |
| 40 | Kramer Levin Nathalis & Frankel | New York | 294 |
| 41 | Kasowitz, Benson, Torres & Friedman | New York | 292 |
| 42 | Kaye Scholer | New York | 290 |
| 43 | Faegre & Benson | Minneapolis | 289 |
| 44 | Crowell & Moring | Washington | 282 |
| 45 | Skadden, Arps, Slate, Meagher & Flom | Washington | 281 |
| 46 | Vinson & Elkins | Houston | 279 |
| 47 | Morrison & Foerster | San Francisco | 274 |
| 48 | Cahill Gordon & Reindel | New York | 273 |
| 49 | Gibson, Dunn & Crutcher | New York | 273 |
| 50 | Quinn Emanuel Urquhart & Sullivan | New York | 273 |

Foreign powers

Largest international offices of NLJ 250 firms

| Rank | Firm | City | Country | Total lawyers |
|------|--------------------------------------|------------|-----------------|---------------|
| 1 | Hogan Lovells | London | England | 526 |
| 2 | DLA Piper | London | England | 353 |
| 3 | Baker & McKenzie | London | England | 295 |
| 4 | SNR Denton | London | England | 272 |
| 5 | White & Case | London | England | 270 |
| 6 | Mayer Brown | London | England | 255 |
| 7 | Reed Smith | London | England | 243 |
| 8 | Baker & McKenzie | Sydney | Australia | 197 |
| 9 | Latham & Watkins | London | England | 185 |
| 10 | Squire, Sanders & Dempsey | London | England | 179 |
| 11 | Baker & McKenzie | Hong Kong | China | 170 |
| 11 | Mayer Brown | Hong Kong | China | 170 |
| 13 | Baker & McKenzie | Amsterdam | The Netherlands | 158 |
| 13 | Jones Day | London | England | 158 |
| 15 | DLA Piper | Leeds | England | 156 |
| 16 | Baker & McKenzie | Tokyo | Japan | 139 |
| 17 | K&L Gates | London | England | 133 |
| 18 | Baker & McKenzie | Paris | France | 128 |
| 19 | Baker & McKenzie | Sao Paulo | Brazil | 117 |
| 19 | DLA Piper | Manchester | England | 117 |
| 19 | Hogan Lovells | Paris | France | 117 |
| 19 | Morrison & Foerster | Tokyo | Japan | 117 |
| 23 | Baker & McKenzie | Madrid | Spain | 114 |
| 24 | White & Case | Paris | France | 112 |
| 25 | Skadden, Arps, Slate, Meagher & Flom | London | England | 109 |

Foreign countries with the most NLJ 250 lawyers

| | | | | | |
|---|----------------|-------|----|-----------|-----|
| 1 | United Kingdom | 5,941 | 6 | Belgium | 668 |
| 2 | China | 2,249 | 7 | Japan | 658 |
| 3 | Germany | 1,865 | 8 | Australia | 627 |
| 4 | France | 1,570 | 9 | Russia | 602 |
| 5 | Italy | 673 | 10 | Spain | 396 |

Methodology

For the NLJ 250 survey of the nation's largest law firms, lawyer totals are based on the average number of full-time equivalent attorneys for the period Jan. 1 to Dec. 31, 2011. *The National Law Journal* sent surveys to hundreds of law firms to determine the 250 largest. Lawyer counts do not include contract or temporary attorneys. A firm must have more lawyers based in the United States than in any other single country to be included in our survey. Firms are ranked by the number of full-time equivalent attorneys. Full-time equivalent numbers are rounded to the nearest whole number.

THE NLJ 250 REGIONAL REPORT

Ranking the states: Where do big firm lawyers work?

| Rank | State | NLJ 250 lawyers 2012 | NLJ 250 lawyers 2011 | % change | Headcount change | NLJ 250 firm with most lawyers in state (total) |
|------|----------------------|----------------------|----------------------|----------|------------------|---|
| 1 | New York | 22,242 | 22,443 | -0.9% | (201) | Skadden, Arps, Slate, Meagher & Flom (738) |
| 2 | California | 14,579 | 14,479 | 0.7% | 100 | Latham & Watkins (603) |
| 3 | District of Columbia | 12,636 | 12,687 | -0.4% | (51) | Hogan Lovells (433) |
| 4 | Illinois | 7,338 | 7,345 | -0.1% | (7) | Kirkland & Ellis (591) |
| 5 | Texas | 6,492 | 6,471 | 0.3% | 21 | Vinson & Elkins (487) |
| 6 | Pennsylvania | 4,536 | 4,521 | 0.3% | 15 | Morgan, Lewis & Bockius (328) |
| 7 | Florida | 4,005 | 3,541 | 13.1% | 464 | Akerman Senterfitt (379) |
| 8 | Massachusetts | 3,775 | 3,485 | 8.3% | 290 | Ropes & Gray (471) |
| 9 | Georgia | 2,992 | 3,149 | -5.0% | (157) | Alston & Bird (370) |
| 10 | Ohio | 2,667 | 2,717 | -1.8% | (50) | Vorys, Sater, Seymour and Pease (310) |
| 11 | Missouri | 2,591 | 2,664 | -2.7% | (73) | Husch Blackwell (361) |
| 12 | New Jersey | 2,210 | 2,221 | -0.5% | (11) | McElroy, Deutsch, Mulvaney & Carpenter (202) |
| 13 | North Carolina | 1,750 | 1,852 | -5.5% | (102) | Womble Carlyle Sandridge & Rice (276) |
| 14 | Virginia | 1,699 | 1,781 | -4.6% | (82) | McGuireWoods (294) |
| 15 | Minnesota | 1,636 | 1,632 | 0.2% | 4 | Faegre & Benson (289) |
| 16 | Michigan | 1,523 | 1,670 | -8.8% | (147) | Miller, Canfield, Paddock and Stone (255) |
| 17 | Colorado | 1,313 | 1,402 | -6.3% | (89) | Holland & Hart (190) |
| 18 | Arizona | 1,239 | 1,188 | 4.3% | 51 | Snell & Wilmer (221) |
| 19 | Tennessee | 1,180 | 1,145 | 3.1% | 35 | Baker, Donelson, Bearman, Caldwell & Berkowitz (238) |
| 20 | Indiana | 1,157 | 936 | 23.6% | 221 | Barnes & Thornburg (277) |
| 21 | Washington | 1,076 | 1,125 | -4.4% | (49) | Perkins Coie (268) |
| 22 | Wisconsin | 1,069 | 1,062 | 0.7% | 7 | Foley & Lardner (251) |
| 23 | Alabama | 934 | 978 | -4.5% | (44) | Bradley Arant Boult Cummings (185) |
| 24 | Kentucky | 683 | 560 | 22.0% | 123 | Frost Brown Todd (152) |
| 25 | Louisiana | 671 | 676 | -0.7% | (5) | Jones, Walker, Waechter, Poitevent, Carrère & Donègre (203) |
| 26 | Maryland | 665 | 676 | -1.6% | (11) | Miles & Stockbridge (186) |
| 27 | Connecticut | 611 | 607 | 0.7% | 4 | Robinson & Cole (147) |
| 28 | South Carolina | 560 | 571 | -1.9% | (11) | Nelson Mullins Riley & Scarborough (199) |
| 29 | Mississippi | 434 | 354 | 22.6% | 80 | Butler, Snow, O'Mara, Stevens & Cannada (119) |
| 30 | Oregon | 418 | 414 | 1.0% | 4 | Stoel Rives (144) |
| 31 | Nevada | 398 | 399 | -0.3% | (1) | Lewis and Roca (52) |
| 32 | West Virginia | 383 | 370 | 3.5% | 13 | Stephens & Johnson PLLC (187) |
| 33 | Delaware | 314 | 322 | -2.5% | (8) | Skadden, Arps, Slate, Meagher & Flom (57) |
| 34 | Utah | 257 | 281 | -8.5% | (24) | Stoel Rives (68) |
| 35 | Nebraska | 187 | 191 | -2.1% | (4) | Kutak Rock (133) |
| 36 | Oklahoma | 184 | - | - | - | McAfee & Taft (183) |
| 37 | Rhode Island | 111 | 112 | -0.9% | (1) | Edwards Wildman Palmer (69) |
| 38 | Kansas | 107 | 113 | -5.3% | (6) | Polsinelli Shughart (40) |
| 39 | Alaska | 70 | 65 | 7.7% | 5 | Davis Wright Tremaine (14) |
| 40 | Idaho | 66 | 65 | 1.5% | 1 | Holland & Hart (37) |
| 41 | Arkansas | 39 | 40 | -2.5% | (1) | Kutak Rock (38) |
| 42 | Iowa | 36 | 36 | 0.0% | - | Faegre & Benson (19) |
| 43 | New Mexico | 32 | 36 | -11.1% | (4) | Brownstein Hyatt Farber Schreck (11) |
| 44 | New Hampshire | 31 | 26 | 19.2% | 5 | Nixon Peabody (17) |
| 45 | North Dakota | 22 | 14 | 57.1% | 8 | Fredrikson & Byron (16) |
| 46 | Wyoming | 22 | 23 | -4.3% | (1) | Holland & Hart (19) |
| 47 | Montana | 17 | 16 | 6.3% | 1 | Holland & Hart (12) |
| 48 | Maine | 11 | 10 | 10.0% | 1 | Fisher & Phillips (6) |
| 49 | Vermont | 0 | - | - | - | N/A |
| 49 | Hawaii | 0 | - | - | - | N/A |
| 49 | South Dakota | 0 | - | - | - | N/A |

The NLJ 250 Regional Report

More than 126,000 attorneys work for firms listed on the NLJ 250. And of those, nearly 70 percent work in the 25 markets listed in the pages that follow. We've ranked markets by NLJ 250 headcount and have included 23 major cities and two other distinct markets—Orange County, Calif., and Northern New Jersey—with large concentrations of lawyers. City totals include lawyers in suburban offices.



New York

| | | | |
|---|---------------|--|--------------|
| NLJ 250 market rank by headcount | 1 | Percent change in number of lawyers (2011-12) | -1.1% |
| Number of NLJ 250 offices in this market | 177 | Percentage of all NLJ 250 lawyers working in this market | 16.9% |
| Number of lawyers working at NLJ 250 firms (2012) | 21,364 | Average headcount of NLJ 250 offices in this market | 121 |
| Number of lawyers working at NLJ 250 firms (2011) | 21,599 | | |


Largest NLJ 250 Offices in Market

| Office | Total Lawyers | Office | Total Lawyers |
|--|---------------|---|---------------|
| 1 Skadden, Arps, Slate, Meagher & Flom | 738 | 11 White & Case | 402 |
| 2 Paul, Weiss, Rifkind, Wharton & Garrison | 636 | 12 Willie Farr & Gallagher | 366 |
| 3 Davis Polk & Wardwell | 571 | 13 Proskauer Rose | 357 |
| 4 Simpson Thacher & Bartlett | 563 | 14 Schulte Roth & Zabel | 346 |
| 5 Weil, Gotshal & Manges | 561 | 15 Shearman & Sterling | 339 |
| 6 Sullivan & Cromwell | 524 | 16 Fried, Frank, Harris, Shriver & Jacobson | 330 |
| 7 Cleary Gottlieb Steen & Hamilton | 481 | 17 Milbank, Tweed, Hadley & McCloy | 335 |
| 8 Dewey & LeBoeuf | 476 | 18 Sidley Austin | 333 |
| 9 Debevoise & Plimpton | 465 | 19 Latham & Watkins | 324 |
| 10 Cravath, Swaine & Moore | 451 | 20 Jones Day | 317 |

This market contains the largest U.S. office for the following firms

- Boies Schiller & Flexner
- Cadwalader, Wickersham & Taft
- Cahill Gordon & Reindel
- Chadbourne & Parke
- Cleary Gottlieb Steen & Hamilton
- Cravath, Swaine & Moore
- Curtis, Mallett-Prestet, Colt & Minsky
- Davis Polk & Wardwell
- Debevoise & Plimpton
- Dewey & LeBoeuf
- DLA Piper
- Epstein Becker & Green
- Fitzpatrick, Cella, Harper & Scinto
- Fragomen, Del Ray, Benssen & Looewy
- Fried, Frank, Harris, Shriver & Jacobson
- Greenberg Traurig
- Hughes Hubbard & Reed
- Jones Day
- Kasowitz, Benson, Torres & Friedman
- Kaye Scholer
- Kolley Dye & Warren
- Kayton & Kenyon
- Kramer Levin Nantais & Frankel
- Latham & Watkins
- Loeb & Loeb
- Milbank, Tweed, Hadley & McCloy
- Patterson Belknap Webb & Tyler
- Paul Hastings
- Paul, Weiss, Rifkind, Wharton & Garrison
- Proskauer Rose
- Quinn Emanuel Urquhart & Sullivan
- Schulte Roth & Zabel
- Shearman & Sterling
- Simpson Thacher & Bartlett
- Skadden, Arps, Slate, Meagher & Flom
- SNI Denton
- Stroock & Stroock & Lavan
- Sullivan & Cromwell
- Wachtell, Lipton, Rosen & Katz
- Weil, Gotshal & Manges
- White & Case
- Willkie Farr & Gallagher
- Wilson Eber Moskowitz Edelman & Dickar
- Holland & Knight
- Patton Boggs
- Pillsbury Winthrop Shaw Pittman
- Stephens & Johnson LLP
- Venable
- Wiley Rein
- Williams & Connolly
- Wilmer Cutler Pickering Hale and Dorr
- Baker & McKenzie
- Chapman and Cutler
- Dykema Gossett
- Hinsshaw & Culbertson
- Jenner & Block
- Katten Muchin Rosenman
- Kirkland & Ellis
- Mayer Brown
- McDermott Will & Emery
- Neal Gerber & Eisenberg
- Schiff Hardin
- Seyfarth Shaw
- Sidley Austin
- Vedder Price
- Winston & Strawn

Top 25 U.S. Markets



| | |
|--|---------------|
| NLJ 250 market rank by headcount | 2 |
| Number of NLJ 250 offices in this market | 193 |
| Number of lawyers working at NLJ 250 firms (2012) | 13,423 |
| Number of lawyers working at NLJ 250 firms (2011) | 13,503 |
| Percent change in number of lawyers (2011-12) | -0.6% |
| Percentage of all NLJ 250 lawyers working in this market | 10.6% |
| Average headcount of NLJ 250 offices in this market | 70 |

| | |
|--|--------------|
| NLJ 250 market rank by headcount | 3 |
| Number of NLJ 250 offices in this market | 78 |
| Number of lawyers working at NLJ 250 firms (2012) | 7,214 |
| Number of lawyers working at NLJ 250 firms (2011) | 7,222 |
| Percent change in number of lawyers (2011-12) | -0.1% |
| Percentage of all NLJ 250 lawyers working in this market | 5.7% |
| Average headcount of NLJ 250 offices in this market | 92 |

Largest NLJ 250 Offices in Market

| Office | Total Lawyers |
|---|---------------|
| 1 Hogan Lovells | 433 |
| 2 Arnold & Porter | 429 |
| 3 Covington & Burling | 429 |
| 4 Wilmer Cutler Pickering Hale and Dorr | 306 |
| 5 Crowell & Moring | 282 |
| 6 Skadden, Arps, Slate, Meagher & Flom | 281 |
| 7 Williams & Connolly | 264 |
| 8 Latham & Watkins | 260 |
| 9 Stetson & Johnson LLP | 259 |
| 10 Wiley Rein | 258 |
| 11 Morgan, Lewis & Bockius | 251 |
| 12 Sidley Austin | 249 |
| 13 Patton Boggs | 242 |
| 14 Alan Gump Strauss Hauer & Field | 237 |
| 15 Jones Day | 233 |
| 16 Finnegan, Henderson, Farabow, Garrett & Dunner | 229 |
| 17 Dickstein Shapiro | 220 |
| 18 Venable | 207 |
| 19 Kirkland & Ellis | 199 |
| 20 Arent Fox | 197 |

This market contains the largest U.S. office for the following firms

- Alan Gump Strauss Hauer & Field
- Arent Fox
- Arnold & Porter
- Covington & Burling
- Crowell & Moring
- Dickstein Shapiro
- Finnegan, Henderson, Farabow, Garrett & Dunner
- Hogan Lovells
- Holland & Knight
- Patton Boggs
- Pillsbury Winthrop Shaw Pittman
- Stephens & Johnson LLP
- Venable
- Wiley Rein
- Williams & Connolly
- Wilmer Cutler Pickering Hale and Dorr

Largest NLJ 250 Offices in Market

| Office | Total Lawyers |
|---|---------------|
| 1 Kirkland & Ellis | 591 |
| 2 Sidley Austin | 502 |
| 3 Mayer Brown | 389 |
| 4 Winston & Strawn | 358 |
| 5 McDermott Will & Emery | 310 |
| 6 Jenner & Block | 297 |
| 7 Katten Muchin Rosenman | 254 |
| 8 Seyfarth Shaw | 213 |
| 9 Baker & McKenzie | 211 |
| 10 Schiff Hardin | 197 |
| 11 Vedder Price | 192 |
| 12 DLA Piper | 179 |
| 13 Skadden, Arps, Slate, Meagher & Flom | 178 |
| 14 Jones Day | 174 |
| 15 Chapman and Cutler | 164 |
| 16 K&L Gates | 163 |
| 17 Neal, Gerber & Eisenberg | 161 |
| 18 Hinsshaw & Culbertson | 154 |
| 19 Latham & Watkins | 153 |
| 20 Foley & Lardner | 135 |


This market contains the largest U.S. office for the following firms

- Baker & McKenzie
- Chapman and Cutler
- Dykema Gossett
- Hinsshaw & Culbertson
- Jenner & Block
- Katten Muchin Rosenman
- Kirkland & Ellis
- Mayer Brown
- McDermott Will & Emery
- Neal Gerber & Eisenberg
- Schiff Hardin
- Seyfarth Shaw
- Sidley Austin
- Vedder Price
- Winston & Strawn

THE NATIONAL LAW JOURNAL

Date: Monday, April 02, 2012
 Location: NEW YORK, NY
 Circulation (DMA): 13,137 (1)
 Type (Frequency): Magazine (W)
 Page: 1,13,14,15,16,17....
 Keyword: Butler Snow

THE NLJ 250 MARKET REPORT



| NLJ 250 market rank by headcount | 4 |
|--|-------|
| Number of NLJ 250 offices in this market | 148 |
| Number of lawyers working at NLJ 250 firms (2012) | 5,021 |
| Number of lawyers working at NLJ 250 firms (2011) | 4,156 |
| Percent change in number of lawyers (2011-12) | -3.8% |
| Percentage of all NLJ 250 lawyers working in this market | 4.7% |
| Average headcount of NLJ 250 offices in this market | 39 |

| NLJ 250 market rank by headcount | 5 |
|--|-------|
| Number of NLJ 250 offices in this market | 115 |
| Number of lawyers working at NLJ 250 firms (2012) | 5,876 |
| Number of lawyers working at NLJ 250 firms (2011) | 5,742 |
| Percent change in number of lawyers (2011-12) | 2.3% |
| Percentage of all NLJ 250 lawyers working in this market | 6.7% |
| Average headcount of NLJ 250 offices in this market | 51 |

| NLJ 250 market rank by headcount | 6 |
|--|-------|
| Number of NLJ 250 offices in this market | 53 |
| Number of lawyers working at NLJ 250 firms (2012) | 3,790 |
| Number of lawyers working at NLJ 250 firms (2011) | 3,485 |
| Percent change in number of lawyers (2011-12) | 7.9% |
| Percentage of all NLJ 250 lawyers working in this market | 3.9% |
| Average headcount of NLJ 250 offices in this market | 71 |

| NLJ 250 market rank by headcount | 7 |
|--|-------|
| Number of NLJ 250 offices in this market | 51 |
| Number of lawyers working at NLJ 250 firms (2012) | 3,408 |
| Number of lawyers working at NLJ 250 firms (2011) | 3,281 |
| Percent change in number of lawyers (2011-12) | 4.6% |
| Percentage of all NLJ 250 lawyers working in this market | 2.7% |
| Average headcount of NLJ 250 offices in this market | 67 |

Largest NLJ 250 Offices in Market

| Office | Total Lawyers |
|--|---------------|
| 1 Wilson Sonsini Goodrich & Rosati | 332 |
| 2 Morrison & Foerster (San Francisco) | 274 |
| 3 Orrick, Herrington & Sutcliffe (San Francisco) | 188 |
| 4 Cooley | 173 |
| 5 Fenwick & West | 149 |
| 6 Morgan, Lewis & Bockius | 121 |
| 7 Reed Smith | 121 |
| 8 Latham & Watkins (San Francisco) | 116 |
| 9 Pillsbury Winthrop Shaw Pittman | 113 |
| 10 Gordon & Rees | 110 |
| 11 Munson & Foerster (Palo Alto, Calif.) | 101 |
| 12 Sedgwick | 100 |
| 13 Bingham McCutchen | 96 |
| 14 Jones Day | 92 |
| 15 Lewis Brisbois Bisgaard & Smith | 92 |
| 16 Latham & Watkins (Menlo Park, Calif.) | 86 |
| 17 Kirkland & Ellis | 86 |
| 18 Orrick, Herrington & Sutcliffe (Menlo Park, Calif.) | 84 |
| 19 O'Melveny & Myers | 82 |
| 20 Nixon Peabody | 79 |

Largest NLJ 250 Offices in Market

| Office | Total Lawyers |
|---|---------------|
| 1 Lewis Brisbois Bisgaard & Smith | 257 |
| 2 Latham & Watkins | 241 |
| 3 Gibson, Dunn & Crutcher | 233 |
| 4 Quinn Emanuel Urquhart & Sullivan | 192 |
| 5 O'Melveny & Myers (Los Angeles-downtown) | 166 |
| 6 Sidley Austin | 147 |
| 7 Munger, Tolles & Olson | 145 |
| 8 Manatt, Phelps & Phillips | 144 |
| 9 Irel & Manella | 132 |
| 10 Loeb & Loeb | 130 |
| 11 Paul Hastings | 130 |
| 12 Skadden, Arps, Slate, Meagher & Flom | 129 |
| 13 Sheppard, Mullin, Richter & Hampton | 125 |
| 14 Seyfarth Shaw | 118 |
| 15 Jones Day | 92 |
| 16 Reed Smith | 92 |
| 17 Greenberg Traugott | 89 |
| 18 Morrison & Foerster | 89 |
| 19 O'Melveny & Myers (Los Angeles-Century City) | 81 |
| 20 Alvin Gump Strauss Haver & Feld | 80 |

Largest NLJ 250 Offices in Market

| Office | Total Lawyers |
|---|---------------|
| 1 Ropes & Gray | 471 |
| 2 Goodwin Procter | 404 |
| 3 Wilmer Cutler Pickering Hale and Dorr | 269 |
| 4 Mintz, Levin, Cohn, Ferris, Glovsky and Popeo | 226 |
| 5 Bingham McCutchen | 213 |
| 6 Edwards Wildman Palmer | 189 |
| 7 Foley Hoag | 178 |
| 8 Goulston & Storrs | 140 |
| 9 Nixon Peabody | 133 |
| 10 K&L Gates | 104 |
| 11 Holland & Knight | 103 |
| 12 Proskauer Rose | 100 |
| 13 Morrison Mahoney | 87 |
| 14 Brown Rudnick | 79 |
| 15 Seyfarth Shaw | 73 |
| 16 McCarter & English | 72 |
| 17 Greenberg Traugott | 69 |
| 18 Foley & Lardner | 60 |
| 19 Fish & Richardson | 59 |
| 20 McDermott Will & Emery | 58 |

Largest NLJ 250 Offices in Market

| Office | Total Lawyers |
|---|---------------|
| 1 Morgan, Lewis & Bockius | 307 |
| 2 Pepper Hamilton | 234 |
| 3 Blank Rome | 222 |
| 4 Coran O'Connor | 211 |
| 5 Ballard Spahr | 209 |
| 6 Dechert | 189 |
| 7 Drinker Biddle & Reath | 189 |
| 8 Duane Morris | 168 |
| 9 White and Williams | 146 |
| 10 Reed Smith | 143 |
| 11 Stradley Ronon Stevens & Young | 134 |
| 12 Marshall, Dennehey, Warner, Coleman & Goggin (Philadelphia) | 126 |
| 13 Archer & Greiner (Haddonfield, N.J.) | 114 |
| 14 Fox Rothschild (Philadelphia) | 93 |
| 15 Schnader Harrison Segal & Lewis | 83 |
| 16 Eckart Seamans Chorn & Mallott | 74 |
| 17 Saul Ewing | 73 |
| 18 Buchanan Ingersoll & Rooney | 67 |
| 19 Marshall, Dennehey, Warner, Coleman & Goggin (Cherry Hill, N.J.) | 51 |
| 20 Fox Rothschild (Exton, Pa.) | 40 |

- Offices for the following firms:
- Cooley
 - Fenwick & West
 - Gordon & Rees
 - Lintler Mendelson
 - Morrison & Foerster
 - Orrick, Herrington & Sutcliffe
 - Sedgwick
 - Wilson Sonsini Goodrich & Rosati

- Offices for the following firms:
- Allen Matkins Leck Gamble Mailer & Natus
 - Best Best & Kruger
 - Gibson, Dunn & Crutcher
 - Irel & Manella
 - Jackson Lewis
 - Lewis Brisbois Bisgaard & Smith
 - Manatt, Phelps & Phillips
 - Munger, Tolles & Olson
 - O'Melveny & Myers
 - Sheppard, Mullin, Richter & Hampton

- Offices for the following firms:
- Bingham McCutchen
 - Brown Rudnick
 - Edwards Wildman Palmer
 - Fish & Richardson
 - Foley Hoag
 - Goodwin Procter
 - Goulston & Storrs
 - Mintz, Levin, Cohn, Ferris, Glovsky and Popeo
 - Morrison, Mahoney
 - Nixon Peabody
 - Ropes & Gray

- Offices for the following firms:
- Archer & Greiner
 - Ballard Spahr
 - Blank Rome
 - Coran O'Connor
 - Dechert
 - Drinker Biddle & Reath
 - Duane Morris
 - Fox Rothschild
 - Marshall, Dennehey, Warner, Coleman & Goggin
 - Morgan, Lewis & Bockius
 - Pepper Hamilton
 - Saul Ewing
 - Schnader Harrison Segal & Lewis
 - Stradley Ronon Stevens & Young
 - White and Williams

THE NJLJ 250 MARKET REPORT



| NJLJ 250 market rank by headcount | 12 |
|---|-------|
| Number of NJLJ 250 offices in this market | 20 |
| Number of lawyers working at NJLJ 250 firms (2012) | 1,625 |
| Number of lawyers working at NJLJ 250 firms (2011) | 1,625 |
| Percent change in number of lawyers (2011-12) | 0.1% |
| Percentage of all NJLJ 250 lawyers working in this market | 1.3% |
| Average headcount of NJLJ 250 offices in this market | 81 |



| NJLJ 250 market rank by headcount | 13 |
|---|-------|
| Number of NJLJ 250 offices in this market | 20 |
| Number of lawyers working at NJLJ 250 firms (2012) | 1,807 |
| Number of lawyers working at NJLJ 250 firms (2011) | 1,813 |
| Percent change in number of lawyers (2011-12) | -0.3% |
| Percentage of all NJLJ 250 lawyers working in this market | 1.3% |
| Average headcount of NJLJ 250 offices in this market | 91 |



| NJLJ 250 market rank by headcount | 14 |
|---|-------|
| Number of NJLJ 250 offices in this market | 18 |
| Number of lawyers working at NJLJ 250 firms (2012) | 1,376 |
| Number of lawyers working at NJLJ 250 firms (2011) | 1,420 |
| Percent change in number of lawyers (2011-12) | -3.1% |
| Percentage of all NJLJ 250 lawyers working in this market | 1.1% |
| Average headcount of NJLJ 250 offices in this market | 72 |

2,894
 Number of lawyers
 working at the top
 250 firms in
 the NJLJ 250 market

The number of
 lawyers working at
 the top 250 firms in
 the NJLJ 250 market
 is down 3.1% from
 1,420 in 2011 to
1,376 in 2012.

19,300
 NJLJ 250 offices
 average 193
 lawyers each

The number of
 lawyers working at
 the top 250
 firms in the
 NJLJ 250 market
 is down 3.1% from
98 in 2011 to
 94 in 2012.

The number of
 lawyers working at
 the top 250
 firms in the
 NJLJ 250 market
 is down 3.1% from
44 in 2011 to
 42 in 2012.

Washington, DC
193
 branch offices are the
 most lawyers in
 the market

Largest NJLJ 250 Markets

| Office | Total Lawyers |
|---|---------------|
| 1 Faegre & Benson | 283 |
| 2 Dorsay & Whitney | 237 |
| 3 Fredrikson & Byron | 216 |
| 4 Leonard, Street and Denard | 172 |
| 5 Lindquist & Vennum | 160 |
| 6 Briggs and Morgan (Minneapolis) | 158 |
| 7 Robins, Kaplan, Miller & Cressi | 156 |
| 8 Bowman and Brooke | 45 |
| 9 Fish & Richardson | 33 |
| 10 Barnes & Thornburg | 27 |
| 11 Hinsshaw & Culbertson | 27 |
| 12 Littler Mendelson | 26 |
| 13 Stael Rives | 19 |
| 14 Briggs and Morgan (St. Paul) | 17 |
| 15 Fulbright & Jaworski | 14 |
| 16 Jackson Lewis | 9 |
| 17 Ogletree, Deakins, Nash, Smoak & Stewart | 8 |
| 18 Ford & Harrison | 7 |
| 19 DLA Piper | 4 |
| 20 Kutak Rock | 1 |

* This market contains the greatest number of branch offices in the market.

- * Bowman and Brooke
- * Briggs and Morgan
- * Dorsay & Whitney
- * Faegre & Benson
- * Fredrikson & Byron
- * Leonard, Street and Denard
- * Lindquist & Vennum
- * Robins, Kaplan, Miller & Cressi

Second Largest NJLJ 250 Markets

| Office | Total Lawyers |
|---|---------------|
| 1 Lowenstein Sandler | 197 |
| 2 McCarter & English | 178 |
| 3 McElroy, Deutsch, Mulvaney & Carpenter (Morristown) | 141 |
| 4 Gibbons | 133 |
| 5 Day Pitney | 116 |
| 6 Drinker Biddle & Reath | 72 |
| 7 Greenberg Traurig | 65 |
| 8 Patton Boggs | 58 |
| 9 Wilson Elser Moskowitz Edelman & Dicker | 58 |
| 10 McElroy, Deutsch, Mulvaney & Carpenter (Newark) | 49 |
| 11 LeClairRyan | 48 |
| 12 K&L Gates | 47 |
| 13 Fox Rothschild | 44 |
| 14 Marshall, Dennehey, Warner, Coleman & Goggin | 39 |
| 15 Jackson Lewis | 37 |
| 16 Proskauer Rose | 33 |
| 17 Epstein Becker & Green | 29 |
| 18 Archer & Grainer | 26 |
| 19 Littler Mendelson | 22 |
| 20 Ogletree, Deakins, Nash, Smoak & Stewart | 21 |

* This market contains the greatest number of branch offices in the market.

- * Day Pitney
- * Gibbons
- * Lowenstein Sandler
- * McCarter & English
- * McElroy, Deutsch, Mulvaney & Carpenter

Third Largest NJLJ 250 Markets


| Office | Total Lawyers |
|---|---------------|
| 1 Bryan Cave | 228 |
| 2 Thompson Coburn (St. Louis) | 225 |
| 3 Armstrong Teasdale | 189 |
| 4 Husch Blackwell | 167 |
| 5 Greensfelder, Hemker & Gale (St. Louis) | 147 |
| 6 Lewis, Rice & Fingersh | 131 |
| 7 Polsinelli Shughart (St. Louis) | 81 |
| 8 Stinson Morrison Hecker | 43 |
| 9 SNR Denton | 39 |
| 10 Lehigh & Gage | 23 |
| 11 Hinshaw & Culbertson | 16 |
| 12 Greensfelder, Hemker & Gale (Belleville, Ill.) | 16 |
| 13 Ogletree, Deakins, Nash, Smoak & Stewart | 13 |
| 14 Thompson Coburn (Belleville, Ill.) | 11 |
| 15 Littler Mendelson | 11 |
| 16 Hinshaw & Culbertson | 6 |
| 17 Fulbright & Jaworski | 5 |
| 18 Polsinelli Shughart (Edwardsville, Ill.) | 4 |
| 19 Sherman & Howard | 1 |

* This market contains the greatest number of branch offices in the market.

- * Armstrong Teasdale
- * Bryan Cave
- * Greensfelder, Hemker & Gale
- * Husch Blackwell
- * Lewis, Rice & Fingersh
- * Thompson Coburn

THE NATIONAL LAW JOURNAL

Date: Monday, April 02, 2012
 Location: NEW YORK, NY
 Circulation (DMA): 13,137 (1)
 Type (Frequency): Magazine (W)
 Page: 1,13,14,15,16,17....
 Keyword: Butler Snow



| | |
|--|-------|
| NIJ 250 market rank by headcount | 16 |
| Number of NIJ 250 offices in this market | 16 |
| Number of lawyers working at NIJ 250 firms (2012) | 1,240 |
| Number of lawyers working at NIJ 250 firms (2011) | 1,285 |
| Percent change in number of lawyers (2011-12) | -3.5% |
| Percentage of all NIJ 250 lawyers working in this market | 1.8% |
| Average headcount of NIJ 250 offices in this market | 68 |

| | |
|--|-------|
| NIJ 250 market rank by headcount | 16 |
| Number of NIJ 250 offices in this market | 30 |
| Number of lawyers working at NIJ 250 firms (2012) | 1,210 |
| Number of lawyers working at NIJ 250 firms (2011) | 1,200 |
| Percent change in number of lawyers (2011-12) | 0.8% |
| Percentage of all NIJ 250 lawyers working in this market | 1.7% |
| Average headcount of NIJ 250 offices in this market | 32 |

| | |
|--|-------|
| NIJ 250 market rank by headcount | 17 |
| Number of NIJ 250 offices in this market | 41 |
| Number of lawyers working at NIJ 250 firms (2012) | 1,204 |
| Number of lawyers working at NIJ 250 firms (2011) | 1,238 |
| Percent change in number of lawyers (2011-12) | -2.8% |
| Percentage of all NIJ 250 lawyers working in this market | 1.6% |
| Average headcount of NIJ 250 offices in this market | 29 |

| | |
|--|-------|
| NIJ 250 market rank by headcount | 18 |
| Number of NIJ 250 offices in this market | 38 |
| Number of lawyers working at NIJ 250 firms (2012) | 1,154 |
| Number of lawyers working at NIJ 250 firms (2011) | 1,103 |
| Percent change in number of lawyers (2011-12) | 4.6% |
| Percentage of all NIJ 250 lawyers working in this market | 0.9% |
| Average headcount of NIJ 250 offices in this market | 30 |

Largest NIJ 250 Offices in Market

| Office | Total Lawyers |
|---|---------------|
| 1 Shook, Hardy & Bacon | 303 |
| 2 Polsinelli Shughart (Kansas City, Mo.) | 199 |
| 3 Stinson Morrison Hecker | 147 |
| 4 Husch Blackwell | 138 |
| 5 Lathrop & Gage (Kansas City, Mo.) | 138 |
| 6 Bryan Cave | 73 |
| 7 SNR Denton | 47 |
| 8 Lathrop & Gage (Overland Park, Kan.) | 38 |
| 9 Polsinelli Shughart (Overland Park, Kan.) | 38 |
| 10 Kutak Rock | 31 |
| 11 Armstrong Teasdale | 30 |
| 12 Lewis, Rice & Fingersh | 29 |
| 13 Ogletree, Deakins, Nash, Smoak & Stewart | 18 |
| 14 Littler Mendelson | 9 |
| 15 Fisher & Phillips | 5 |
| 16 Bond, Schoeneck & King | 5 |

- Lathrop & Gage
- Polsinelli Shughart
- Shook, Hardy & Bacon
- Stinson Morrison Hecker

Largest NIJ 250 Offices in Market

| Office | Total Lawyers |
|-----------------------------------|---------------|
| 1 Sherman & Howard | 132 |
| 7 Holland & Hart | 130 |
| 3 Brownstein Hyatt Farber Schreck | 107 |
| 4 Faegre & Benson | 72 |
| 5 Kutak Rock | 55 |
| 6 Hogan Lovells | 60 |
| 7 Greenberg Traurig | 45 |
| 8 Patton Boggs | 39 |
| 9 Baker & Hostetler | 38 |
| 10 Cooley | 35 |
| 11 Dorsey & Whitney | 33 |
| 12 Ballard Spahr | 32 |
| 13 Lathrop & Gage | 31 |
| 14 Perkins Coie | 31 |
| 15 Polsinelli Shughart | 30 |
| 16 Snell & Wilmer | 30 |
| 17 Gibson, Dunn & Crutcher | 29 |
| 18 Kilpatrick Townsend & Stockton | 28 |
| 19 Husch Blackwell | 27 |
| 20 Gordon & Rees | 22 |

- Brownstein Hyatt Farber Schreck
- Holland & Hart
- Sherman & Howard

Largest NIJ 250 Offices in Market

| Office | Total Lawyers |
|---|---------------|
| 1 Knobbe, Martens, Olson & Bear | 161 |
| 2 Gibson, Dunn & Crutcher | 70 |
| 3 Latham & Watkins | 69 |
| 4 Snell & Wilmer | 64 |
| 5 O'Melveny & Myers | 56 |
| 6 Lewis Brisbois Bisgaard & Smith | 55 |
| 7 Sheppard, Mullin, Richter & Hampton | 54 |
| 8 Jones Day | 53 |
| 9 Allen Matkins Lake Gamble Matkov & Narsis | 46 |
| 10 Trell & Manella | 41 |
| 11 McDermott Will & Emery | 38 |
| 12 Paul Hastings | 34 |
| 13 Greenberg Traurig | 34 |
| 14 Bryan Cave | 33 |
| 15 Fisher & Phillips | 28 |
| 16 Dorsey & Whitney | 28 |
| 17 Manatt, Phelps & Phillips | 27 |
| 18 Troutman Sanders | 26 |
| 19 Crowell & Moring | 26 |
| 20 Sedgwick | 21 |

- Knobbe, Martens, Olson & Bear

Largest NIJ 250 Offices in Market

| Office | Total Lawyers |
|---|---------------|
| 1 Snell & Wilmer | 197 |
| 2 Fenimore Craig | 130 |
| 3 Lewis and Roca | 81 |
| 4 Quarles & Brady | 91 |
| 5 Perkins Coie | 63 |
| 6 Greenberg Traurig | 63 |
| 7 Polsinelli Shughart | 61 |
| 8 Squire, Sanders & Dempsey | 54 |
| 9 Bryan Cave | 41 |
| 10 Kutak Rock | 41 |
| 11 Steinhilber & Johnson LLP | 41 |
| 17 Bowman and Brooke | 32 |
| 13 Lewis Brisbois Bisgaard & Smith | 31 |
| 14 Ballard Spahr | 27 |
| 15 Stinson Morrison Hecker | 26 |
| 16 Sherman & Howard | 20 |
| 17 Little Mendelson | 11 |
| 18 DLA Piper | 17 |
| 19 Cook Hill | 11 |
| 20 Ogletree, Deakins, Nash, Smoak & Stewart | 13 |

- Fenimore Craig
- Lewis and Roca
- Snell & Wilmer

THE NATIONAL LAW JOURNAL

Date: Monday, April 02, 2012
 Location: NEW YORK, NY
 Circulation (DMA): 13,137 (1)
 Type (Frequency): Magazine (W)
 Page: 1,13,14,15,16,17....
 Keyword: Butler Snow



SAN DIEGO



CHICAGO



SEATTLE



DETROIT

| NJ 250 market rank by headcount | 18 |
|---|-------|
| Number of NJ 250 offices in this market | 37 |
| Number of lawyers working at NJ 250 firms (2012) | 1,141 |
| Number of lawyers working at NJ 250 firms (2011) | 1,070 |
| Percent change in number of lawyers (2011-12) | 6.6% |
| Percentage of all NJ 250 lawyers working in this market | 8.6% |
| Average headcount of NJ 250 offices in this market | 30 |

| NJ 250 market rank by headcount | 20 |
|---|-------|
| Number of NJ 250 offices in this market | 25 |
| Number of lawyers working at NJ 250 firms (2012) | 1,062 |
| Number of lawyers working at NJ 250 firms (2011) | 1,002 |
| Percent change in number of lawyers (2011-12) | 6.0% |
| Percentage of all NJ 250 lawyers working in this market | 8.0% |
| Average headcount of NJ 250 offices in this market | 42 |

| NJ 250 market rank by headcount | 21 |
|---|-------|
| Number of NJ 250 offices in this market | 21 |
| Number of lawyers working at NJ 250 firms (2012) | 1,055 |
| Number of lawyers working at NJ 250 firms (2011) | 1,102 |
| Percent change in number of lawyers (2011-12) | -4.3% |
| Percentage of all NJ 250 lawyers working in this market | 8.0% |
| Average headcount of NJ 250 offices in this market | 50 |

| NJ 250 market rank by headcount | 22 |
|---|--------|
| Number of NJ 250 offices in this market | 25 |
| Number of lawyers working at NJ 250 firms (2012) | 1,019 |
| Number of lawyers working at NJ 250 firms (2011) | 1,140 |
| Percent change in number of lawyers (2011-12) | -11.2% |
| Percentage of all NJ 250 lawyers working in this market | 8.0% |
| Average headcount of NJ 250 offices in this market | 41 |

Largest NJ 250 Offices in Market

| Office | Total Lawyers |
|---|---------------|
| 1 Gordon & Rees | 104 |
| 2 OCA Piper | 101 |
| 3 Latham & Watkins | 91 |
| 4 Cooley | 89 |
| 5 Morrison & Foerster | 85 |
| 6 Knobbe, Martens, Olson & Bear | 52 |
| 7 Lewis Brisbois Bisgaard & Smith | 45 |
| 8 Sheppard, Mullin, Richter & Hampton (Del Mar Heights, Calif.) | 43 |
| 9 Foley & Lardner | 39 |
| 10 Best Best & Kreger | 33 |
| 11 Jones Day | 32 |
| 12 Allen Markins Lack Gamble Mallory & Natis | 31 |
| 13 Mintz, Levin, Cohn, Ferris, Glovsky and Popeo | 31 |
| 14 Wilson Sonsini Goodrich & Rosati | 30 |
| 15 Fish & Richardson | 29 |
| 16 Littler Mendelson | 28 |
| 17 Sheppard, Mullin, Richter & Hampton (San Diego) | 28 |
| 18 Paul Hastings | 27 |
| 19 Pillsbury Winthrop Shaw Pittman | 27 |
| 20 Duane Morris | 25 |

No offices qualify

Largest NJ 250 Offices in Market

| Office | Total Lawyers |
|---------------------------------------|---------------|
| 1 Moore & Van Allen | 212 |
| 2 McGuireWoods | 171 |
| 3 Parker Poe Adams & Bernstein | 115 |
| 4 Alston & Bird | 93 |
| 5 K&L Gates | 93 |
| 6 Womble Carlyle Sandridge & Rice | 59 |
| 7 Cadwalader, Wickersham & Taft | 35 |
| 8 Shumaker, Loop & Kendrick | 32 |
| 9 Mayer Brown | 29 |
| 10 King & Spalding | 26 |
| 11 Nelson Mullins Riley & Scarborough | 24 |
| 12 Winston & Strawn | 24 |
| 13 Katten Muchin Rosenman | 23 |
| 14 Hunton & Williams | 22 |
| 15 Nexsen Pruet | 17 |
| 18 Dechert | 12 |
| 17 Bradley Arant Boult Cummings | 11 |
| 18 Cozen O'Connor | 10 |
| 19 Littler Mendelson | 10 |
| 20 Winstead | 10 |

• Moore & Van Allen
 • Parker Poe Adams & Bernstein

Largest NJ 250 Offices in Market

| Office | Total Lawyers |
|--|---------------|
| 1 Perkins Coie (Seattle) | 245 |
| 2 Davis Wright Tremaine (Seattle) | 172 |
| 3 K&L Gates | 151 |
| 4 Lane Powell | 99 |
| 5 Stoel Rives | 84 |
| 6 Daisey & Whiney | 52 |
| 7 Wilson Sonsini Goodrich & Rosati | 36 |
| 8 Cozen O'Connor | 28 |
| 9 OCA Piper | 26 |
| 10 Perkins Coie (Bellevue, Wash.) | 23 |
| 11 Fenwick & West | 21 |
| 12 Davis Wright Tremaine (Bellevue, Wash.) | 18 |
| 13 Jackson Lewis | 16 |
| 14 Omick, Herrington & Sutcliffe | 16 |
| 15 Gordon & Rees | 14 |
| 16 Cooley | 13 |
| 17 Littler Mendelson | 12 |
| 18 Bracewell & Giuliani | 10 |
| 19 Kilpatrick Townsend & Stockton | 9 |
| 20 Knobbe, Martens, Olson & Bear | 9 |

• Perkins Coie
 • Davis Wright Tremaine
 • Lane Powell

Largest NJ 250 Offices in Market

| Office | Total Lawyers |
|---|---------------|
| 1 Hongman Miller Schwartz and Cohn (Detroit) | 139 |
| 2 Miller, Canfield, Paddock and Stone (Detroit) | 106 |
| 3 Plunkett Cooney (Bloomfield Hills, Mich.) | 78 |
| 4 Clark Hill (Detroit) | 78 |
| 5 Dickinson Wright (Detroit) | 70 |
| 6 Dykema Gossett (Bloomfield Hills, Mich.) | 66 |
| 7 Dickinson Wright (Troy, Mich.) | 63 |
| 8 Miller, Canfield, Paddock and Stone (Troy, Mich.) | 62 |
| 9 Dykema Gossett (Detroit) | 62 |
| 10 Clark Hill (Birmingham, Mich.) | 41 |
| 11 Hongman Miller Schwartz and Cohn (Bloomfield Hills, Mich.) | 40 |
| 12 Foley & Lardner | 35 |
| 13 Hall, Render, Killian, Heath & Lyman | 32 |
| 14 Plunkett Cooney (Detroit) | 29 |
| 15 Warner Norcross & Judd (Southfield, Mich.) | 28 |
| 16 Pepper Hamilton | 20 |
| 17 Bowman and Brooke | 16 |
| 18 Ogletree, Deakins, Nash, Smoak & Stewart | 12 |
| 19 Jackson Lewis | 9 |
| 20 Warner Norcross & Judd (Sterling Heights, Mich.) | 7 |

• Miller, Canfield, Paddock and Stone
 • Dickinson Wright
 • Hongman Miller Schwartz and Cohn
 • Clark Hill

Top International Markets | Overseas locales with more than 400 NLJ 250 lawyers.



NLJ 250 international market rank by headcount

| | |
|--|-------|
| 1 | |
| Number of NLJ 250 offices in this market | 79 |
| Number of lawyers working at NLJ 250 firms (2012) | 3,119 |
| Number of lawyers working at NLJ 250 firms (2011) | 4,689 |
| Percent change in number of lawyers (2011-12) | 33.0% |
| Percentage of all NLJ 250 lawyers working in this market | 4.0% |
| Average headcount of NLJ 250 offices in this market | 39 |

NLJ 250 international market rank by headcount

| | |
|--|-------|
| 2 | |
| Number of NLJ 250 offices in this market | 36 |
| Number of lawyers working at NLJ 250 firms (2012) | 1,570 |
| Number of lawyers working at NLJ 250 firms (2011) | 1,632 |
| Percent change in number of lawyers (2011-12) | 3.8% |
| Percentage of all NLJ 250 lawyers working in this market | 1.2% |
| Average headcount of NLJ 250 offices in this market | 44 |

NLJ 250 international market rank by headcount

| | |
|--|-------|
| 3 | |
| Number of NLJ 250 offices in this market | 48 |
| Number of lawyers working at NLJ 250 firms (2012) | 1,690 |
| Number of lawyers working at NLJ 250 firms (2011) | 1,333 |
| Percent change in number of lawyers (2011-12) | 26.0% |
| Percentage of all NLJ 250 lawyers working in this market | 1.3% |
| Average headcount of NLJ 250 offices in this market | 35 |

NLJ 250 international market rank by headcount

| | |
|--|-------|
| 4 | |
| Number of NLJ 250 offices in this market | 30 |
| Number of lawyers working at NLJ 250 firms (2012) | 700 |
| Number of lawyers working at NLJ 250 firms (2011) | 871 |
| Percent change in number of lawyers (2011-12) | 24.6% |
| Percentage of all NLJ 250 lawyers working in this market | 0.6% |
| Average headcount of NLJ 250 offices in this market | 23 |

Top NLJ 250 Firms in a Market

| Office | Total Lawyers |
|---|---------------|
| 1 Hogan Lovells | 526 |
| 2 DLA Piper | 353 |
| 3 Baker & McKenzie | 285 |
| 4 SNR Denton | 272 |
| 5 White & Case | 270 |
| 6 Mayer Brown | 255 |
| 7 Reed Smith | 243 |
| 8 Latham & Watkins | 195 |
| 9 Squire, Sanders & Dempsey | 175 |
| 10 Jones Day | 158 |
| 11 K&L Gates | 133 |
| 12 Skadden, Arps, Slate, Meagher & Flom | 109 |
| 13 Sidley Austin | 105 |
| 14 Dewey & LeBoeuf | 100 |
| 15 Kirkland & Ellis | 100 |
| 16 Cleary Gottlieb Steen & Hamilton | 91 |
| 17 Weil, Gotshal & Manges | 89 |
| 18 Shearman & Sterling | 87 |
| 19 Dachert | 78 |
| 20 Debevoise & Plimpton | 77 |

Top NLJ 250 Firms in a Market

| Office | Total Lawyers |
|------------------------------------|---------------|
| 1 Baker & McKenzie | 128 |
| 2 Hogan Lovells | 117 |
| 3 White & Case | 112 |
| 4 Orrick, Herrington & Sutcliffe | 108 |
| 5 Cleary Gottlieb Steen & Hamilton | 105 |
| 6 Jones Day | 84 |
| 7 Latham & Watkins | 72 |
| 8 Mayer Brown | 70 |
| 9 Wilkie Farr & Gallagher | 66 |
| 10 Winston & Strawn | 66 |
| 11 Shearman & Sterling | 58 |
| 12 DLA Piper | 57 |
| 13 Weil, Gotshal & Manges | 56 |
| 14 Dachert | 42 |
| 15 Reed Smith | 39 |
| 16 Paul Hastings | 38 |
| 17 Morgan, Lewis & Bockius | 26 |
| 18 Nixon Peabody | 28 |
| 19 Squire, Sanders & Dempsey | 28 |
| 20 Kramer Levin Naftalis & Frankel | 27 |

Top NLJ 250 Firms in a Market

| Office | Total Lawyers |
|--|---------------|
| 1 Baker & McKenzie | 170 |
| 2 Mayer Brown | 170 |
| 3 White & Case | 99 |
| 4 Reed Smith | 98 |
| 5 Sidley Austin | 69 |
| 6 Hogan Lovells | 67 |
| 7 Paul Hastings | 57 |
| 8 Davis Polk & Wardwell | 52 |
| 9 Skadden, Arps, Slate, Meagher & Flom | 52 |
| 10 Orrick, Herrington & Sutcliffe | 47 |
| 11 Jones Day | 44 |
| 12 Latham & Watkins | 43 |
| 13 Cleary Gottlieb Steen & Hamilton | 41 |
| 14 Shearman & Sterling | 37 |
| 15 Simpson Thacher & Bartlett | 37 |
| 16 K&L Gates | 32 |
| 17 Morrison & Foerster | 28 |
| 18 O'Melveny & Myers | 28 |
| 19 White & Case | 20 |
| 20 Kirkland & Ellis | 18 |



Top NLJ 250 Firms in a Market

| Office | Total Lawyers |
|---|---------------|
| 1 White & Case | 94 |
| 2 Baker & McKenzie | 87 |
| 3 Hogan Lovells | 56 |
| 4 Mayer Brown | 49 |
| 5 Cleary Gottlieb Steen & Hamilton | 41 |
| 6 Latham & Watkins | 40 |
| 7 DLA Piper | 38 |
| 8 Jones Day | 37 |
| 9 Shearman & Sterling | 28 |
| 10 Weil, Gotshal & Manges | 24 |
| 11 Winter, Cutler & Pickering Hale and Dorr | 24 |
| 12 Dewey & LeBoeuf | 22 |
| 13 Morgan, Lewis & Bockius | 7 |
| 14 Wilkie Farr & Gallagher | 21 |
| 15 Sullivan & Earnwell | 20 |
| 16 Kaye Scholer | 18 |
| 17 Skadden, Arps, Slate, Meagher & Flom | 18 |
| 18 Orrick, Herrington & Sutcliffe | 16 |
| 19 K&L Gates | 13 |
| 20 Curtis, Mallett-Prevost, Colt & Mosle | 12 |

85%
 of NLJ 250 lawyers work in offices located in the United States.

126,293
 lawyers worked at NLJ 250 firms, according to the 2012 survey

Headcount at NLJ 250 firms increased by
2,132 Lawyers in 2012 up
1.7 percent over last year



| | |
|---|-------|
| NJ 250 international market rank by headcount | 8 |
| Number of NJ 250 offices in this market | 31 |
| Number of lawyers working at NJ 250 firms (2012) | 858 |
| Number of lawyers working at NJ 250 firms (2011) | 883 |
| Percent change in number of lawyers (2011-12) | -3.1% |
| Percentage of all NJ 250 lawyers working in this market | 8.9% |
| Average headcount of NJ 250 offices in this market | 21 |

| | |
|---|-------|
| NJ 250 international market rank by headcount | 8 |
| Number of NJ 250 offices in this market | 37 |
| Number of lawyers working at NJ 250 firms (2012) | 943 |
| Number of lawyers working at NJ 250 firms (2011) | 844 |
| Percent change in number of lawyers (2011-12) | -4.2% |
| Percentage of all NJ 250 lawyers working in this market | 8.9% |
| Average headcount of NJ 250 offices in this market | 17 |

| | |
|---|------|
| NJ 250 international market rank by headcount | 7 |
| Number of NJ 250 offices in this market | 25 |
| Number of lawyers working at NJ 250 firms (2012) | 861 |
| Number of lawyers working at NJ 250 firms (2011) | 821 |
| Percent change in number of lawyers (2011-12) | 8.4% |
| Percentage of all NJ 250 lawyers working in this market | 8.9% |
| Average headcount of NJ 250 offices in this market | 27 |

| | |
|---|-------|
| NJ 250 international market rank by headcount | 8 |
| Number of NJ 250 offices in this market | 41 |
| Number of lawyers working at NJ 250 firms (2012) | 619 |
| Number of lawyers working at NJ 250 firms (2011) | 529 |
| Percent change in number of lawyers (2011-12) | 16.4% |
| Percentage of all NJ 250 lawyers working in this market | 8.3% |
| Average headcount of NJ 250 offices in this market | 9 |

Largest NJ 250 Offices in Market

| Office | Total Lawyers |
|--|---------------|
| 1 Baker & McKenzie | 138 |
| 2 Morrison & Foerster | 117 |
| 3 White & Case | 81 |
| 4 Jones Day | 58 |
| 5 Orrick, Herrington & Sutcliffe | 26 |
| 6 Squire, Sanders & Dempsey | 26 |
| 7 Skadden, Arps, Slate, Meagher & Flom | 21 |
| 8 O'Melveny & Myers | 20 |
| 9 DLA Piper | 19 |
| 10 Hogan Lovells | 18 |
| 11 Latham & Watkins | 13 |
| 12 K&L Gates | 12 |
| 13 Paul Hastings | 12 |
| 14 Shearman & Sterling | 11 |
| 15 Simpson Thacher & Bennett | 11 |
| 16 Sidley Austin | 10 |
| 17 Davis Polk & Wardwell | 9 |
| 18 Ropes & Gray | 9 |
| 19 Sullivan & Cromwell | 9 |
| 20 Milbank, Tweed, Hadley & McCloy | 6 |

Largest NJ 250 Offices in Market

| Office | Total Lawyers |
|--|---------------|
| 1 Cleary Gottlieb Steen & Hamilton | 105 |
| 2 DLA Piper | 75 |
| 3 Baker & McKenzie | 67 |
| 4 White & Case | 43 |
| 5 Covington & Burling | 25 |
| 6 Jones Day | 24 |
| 7 Crowell & Moring | 23 |
| 8 Hogan Lovells | 23 |
| 9 Sidley Austin | 20 |
| 10 Shearman & Sterling | 19 |
| 11 Squire, Sanders & Dempsey | 18 |
| 12 Meyer Brown | 16 |
| 13 Latham & Watkins | 15 |
| 14 McGuireWoods | 15 |
| 15 Steptoe & Johnson LLP | 15 |
| 16 Hinton & Williams | 13 |
| 17 Skadden, Arps, Slate, Meagher & Flom | 13 |
| 18 Willie Farr & Gallagher | 13 |
| 19 Arnold & Porter | 12 |
| 20 Wilmer Cutler Pickering Hale and Dorr | 12 |

Largest NJ 250 Offices in Market

| Office | Total Lawyers |
|---|---------------|
| 1 Baker & McKenzie | 98 |
| 2 White & Case | 87 |
| 3 DLA Piper | 52 |
| 4 Hogan Lovells | 45 |
| 5 Cleary Gottlieb Steen & Hamilton | 38 |
| 6 Atkin Gump Strauss Heuer & Field | 31 |
| 7 Dewey & LeBoeuf | 29 |
| 8 Debevoise & Plimpton | 25 |
| 9 Squire, Sanders & Dempsey | 23 |
| 10 Baker Botts | 20 |
| 11 Dechert | 19 |
| 12 SNR Denton | 19 |
| 13 Latham & Watkins | 18 |
| 14 Chadbourne & Parke | 17 |
| 15 King & Spalding | 14 |
| 16 Skadden, Arps, Slate, Meagher & Flom | 14 |
| 17 Jones Day | 12 |
| 18 K&L Gates | 9 |
| 19 Orrick, Herrington & Sutcliffe | 8 |
| 20 Winston & Strawn | 2 |

Largest NJ 250 Offices in Market

| Office | Total Lawyers |
|---|---------------|
| 1 Baker & McKenzie | 48 |
| 2 Hogan Lovells | 24 |
| 3 O'Melveny & Myers | 24 |
| 4 Meyer Brown | 23 |
| 5 Jones Day | 21 |
| 6 Orrick, Herrington & Sutcliffe | 20 |
| 7 DLA Piper | 17 |
| 8 Simpson Thacher & Bennett | 16 |
| 9 White & Case | 16 |
| 10 Vinson & Elkins | 12 |
| 11 Cadwalader, Wickersham & Taft | 11 |
| 12 Shearman & Sterling | 11 |
| 13 Davis Polk & Wardwell | 10 |
| 14 Reed Smith | 10 |
| 15 K&L Gates | 9 |
| 16 Paul Hastings | 9 |
| 17 Sidley Austin | 9 |
| 18 Cleary Gottlieb Steen & Hamilton | 8 |
| 19 Morrison & Foerster | 8 |
| 20 Skadden, Arps, Slate, Meagher & Flom | 8 |

International markets with the most NLJ 250 lawyers

| Rank | City | Country | No. of Lawyers |
|------|-----------|----------------|----------------|
| 1 | London | United Kingdom | 5,110 |
| 2 | Paris | France | 1,570 |
| 3 | Hong Kong | China | 1,490 |
| 4 | Frankfurt | Germany | 788 |
| 5 | Tokyo | Japan | 658 |
| 6 | Brussels | Belgium | 643 |
| 7 | Moscow | Russia | 561 |
| 8 | Beijing | China | 415 |
| 9 | Warsaw | Poland | 387 |
| 10 | Munich | Germany | 379 |

| Rank | City | Country | No. of Lawyers |
|------|-------------|----------------------|----------------|
| 11 | Amsterdam | The Netherlands | 354 |
| 12 | Sydney | Australia | 347 |
| 13 | Shanghai | China | 343 |
| 14 | Madrid | Spain | 328 |
| 15 | Rome | Italy | 275 |
| 16 | Leeds | United Kingdom | 256 |
| 17 | Hamburg | Germany | 231 |
| 18 | Mexico City | Mexico | 219 |
| 19 | Dubai | United Arab Emirates | 211 |
| 20 | Berlin | Germany | 198 |

| Rank | City | Country | No. of Lawyers |
|------|-------------|----------------------|----------------|
| 21 | Melbourne | Australia | 196 |
| 22 | Düsseldorf | Germany | 182 |
| 23 | São Paulo | Brazil | 169 |
| 24 | Prague | Czech Republic | 162 |
| 25 | Toronto | Canada | 132 |
| 26 | Abu Dhabi | United Arab Emirates | 129 |
| 27 | Budapest | Hungary | 126 |
| 28 | Bangkok | Thailand | 121 |
| 29 | Stockholm | Sweden | 118 |
| 30 | Taipei City | Taiwan | 114 |